

Pupil Workbook

Level 5 Week 21


Name: _____

Focus: **ie** saying /ee/



ie

The /ee/ Sound Family					
y	ea	e_e	ie	ee	e



ie _____

1. Read the common exception words.

Colour the parts of the words you find tricky.

January February

2. Write the common exception words.

Which is the tricky part of the word? Why is it tricky? Colour the tricky part in a different colour. Write the word two more times.

friend

also

3. Read and match.


Read these words and draw a line to match them to the correct picture. Add in sound buttons to help you.

shield

field

shriek

thief



One of the words does not match a picture. Can you draw a picture to match the word?

How confident do you feel?



Focus: **ie** saying /ee/

y	ea	e_e	ie	ee	e
---	----	-----	----	----	---


1. Read the sentences.

Tick the sentence that matches the picture.

Sam made her friend shriek.

The field was full of cows.


The priest was in a long green robe.



2. Spell the words.

Look at the picture, say the word and write each word down.







Focus: **ie** saying /ee/

The /ee/ Sound Family					
y	ea	e_e	ie	ee	e

3. Write the common exception words.

Read each common exception word. Cover them and write them three more times underneath.

friend

also

How confident do you feel?



Focus: **ie** saying /ee/

The /ee/ Sound Family					
y	ea	e_e	ie	ee	e

1. Read the story.

Highlight all of the words that contain the /ee/ phoneme.

On a Monday in January, a thief stole a sweet, a tin of beans and some crunchy treats from the shop.

“These are for my brother,” he laughed.

The shopkeeper let out a loud shriek, “Help me, please!” The thief ran down the street but a chief ran after him. They ran next to a house with a green window.

The thief ran through a wet field where he fell in a heap in the mud. The chief got the thief and put him in the car. Many people in the street were happy.

“What a relief,” said the shopkeeper.

2. Sort the words.

ee	ie

How confident do you feel?



Focus: **ie** saying /ee/

y	ea	e_e	ie	ee	e
----------	-----------	------------	-----------	-----------	----------

1. Read the silly questions.

Answer by putting a circle around 'yes' or 'no'.

- | | | |
|----------------------------|-----|----|
| Can a chief have a hat? | yes | no |
| Can grass grow in a field? | yes | no |
| Can you sigh with relief? | yes | no |
| Can a house shriek? | yes | no |

2. Write the focus words.

shriek

relief

brief

chief

How confident do you feel?



The /ee/ Sound Family

y	ea	e_e	ie	ee	e
---	----	-----	----	----	---

1. Write the sentence your teacher says.

Think carefully about which graphemes to use to spell the words.

How confident do you feel?



Focus: **ie** saying /ee/

y	ea	e_e	ie	ee	e
---	----	-----	----	----	---

1. Write your own silly sentence.

Use words containing the **ie** grapheme.

ay pray	oy boy	ie tie	ea leaf	a_e cake	i_e slide	o_e bone	u_e cube
u_e flute	e_e trapeze	ou mouth	a acorn	e equal	i lion	o hotel	u unicorn
ch chef	ch Christmas	ir girl	ue statue	ue glue	y sunny	aw saw	au autumn
ow window	oe toe	wh wheel	c city	g gem	ph dolphin	ea bread	ie shield
tch witch	are bare	ear pear	ore core	ew screw	ew stew		

Focus: **ie** saying /ee/

The /ee/ Sound Family

y	ea	e_e	ie	ee	e
---	----	-----	----	----	---

2. Practise spelling the focus words.

Look and Say	Look, Say and Write	Cover and Write	Check
chief			
brief			
field			
shield			
priest			
shriek			
thief			
relief			
friend			
also			